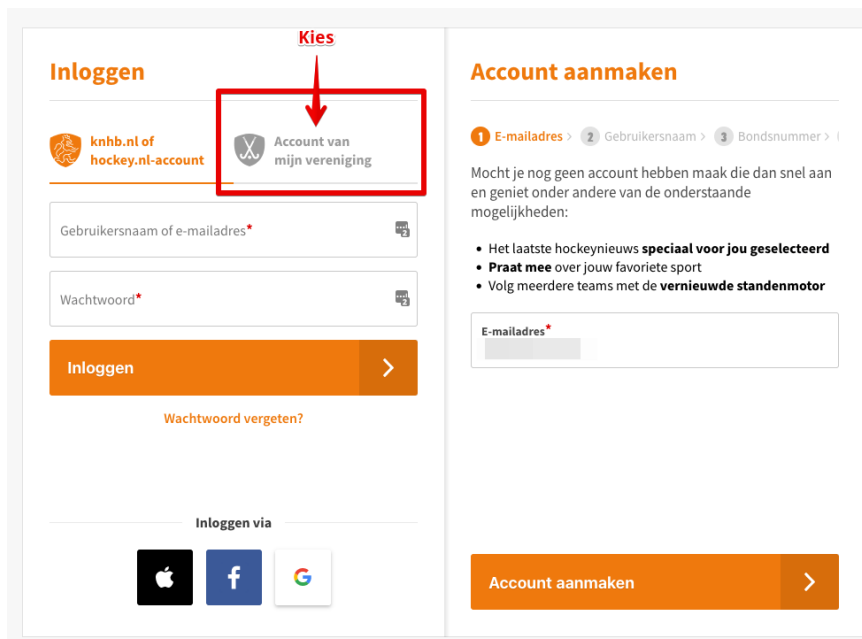
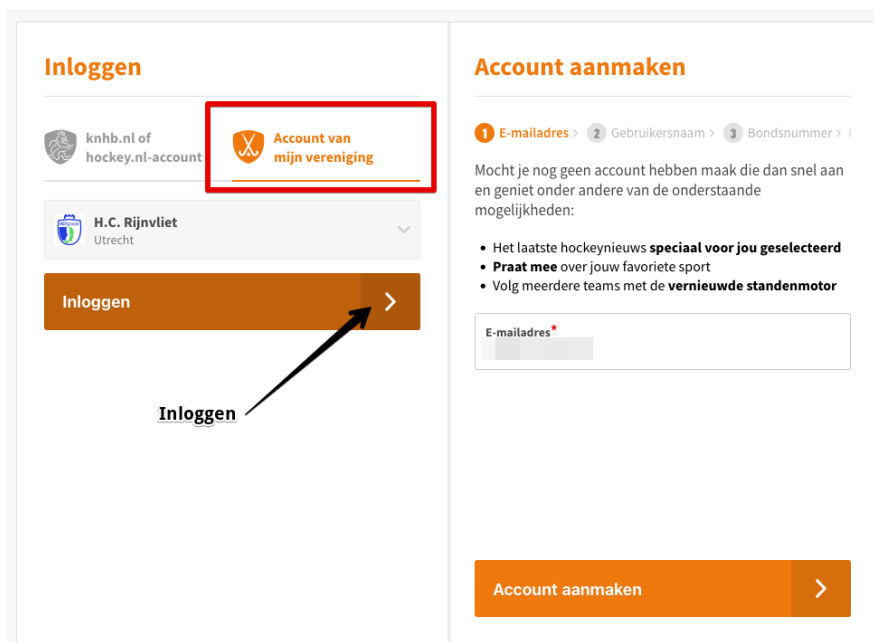


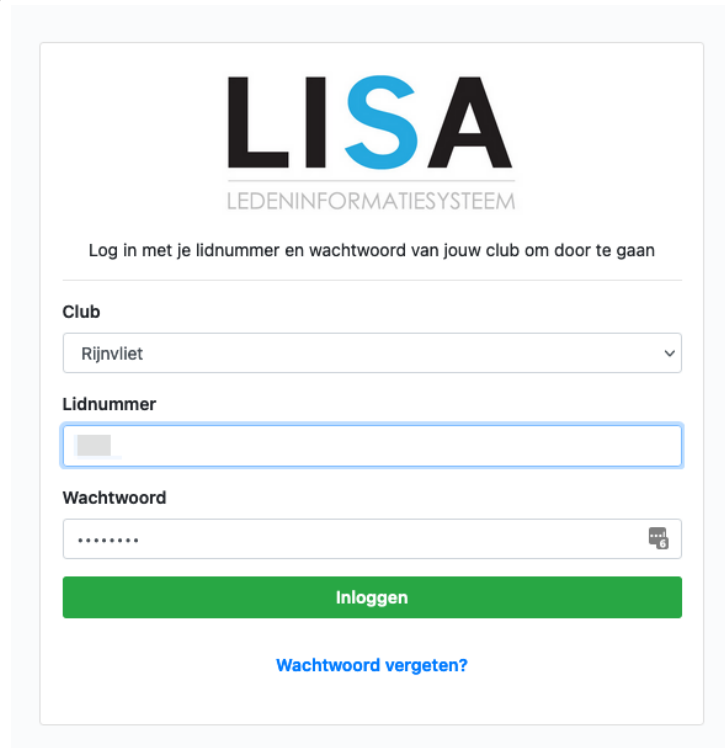
1. Open een browser en ga naar <https://sso.hockeyweereit.nl/>



2. Kies "Account van mijn vereniging"

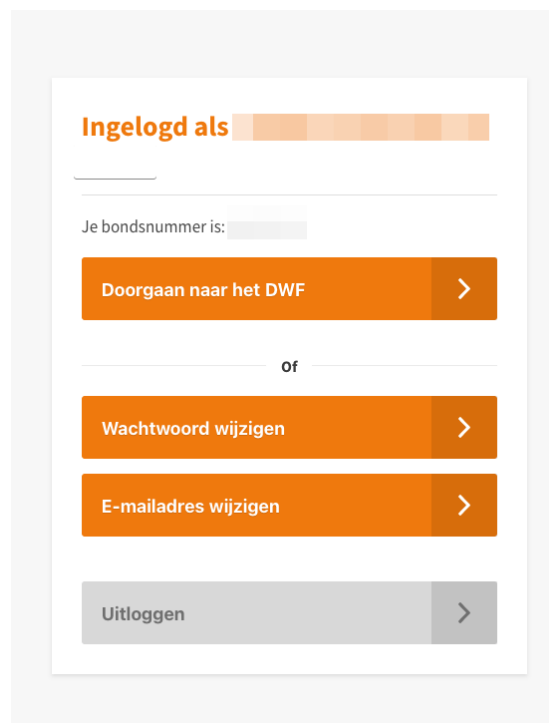


3. Klik "Inloggen"



The screenshot shows the LISA (LEDENINFORMATIESYSTEEM) login interface. At the top, the logo 'LISA' is displayed in large blue and black letters, with 'LEDENINFORMATIESYSTEEM' underneath. Below the logo, a message reads 'Log in met je lidnummer en wachtwoord van jouw club om door te gaan'. The form includes a 'Club' dropdown menu set to 'Rijnvliet', a 'Lidnummer' text input field, and a 'Wachtwoord' text input field with a password strength indicator. A green 'Inloggen' button is positioned below the password field, and a blue link 'Wachtwoord vergeten?' is located below the button.

4. Log in met de gegevens die van HC Rijnvliet hebt ontvangen. Gebruik hiervoor je "lidnummer" en het bij behorende "wachtwoord".



The screenshot shows the user profile page after successful login. At the top, it says 'Ingelogd als' followed by a blurred name. Below this, there is a horizontal line and the text 'Je bondsnummer is:' followed by a blurred number. There are four orange buttons with white text and right-pointing arrows: 'Doorgaan naar het DWF', 'Wachtwoord wijzigen', 'E-mailadres wijzigen', and 'Uitloggen' (which is greyed out).

5. Noteer je "bondsnummer".